

# Fire Burglary Instruments Inc.

999 A STEWART AVE.  
GARDEN CITY, N.Y. 11530  
516-747-8036

## MODEL 508 & 508-12 INSTALLATION INSTRUCTIONS

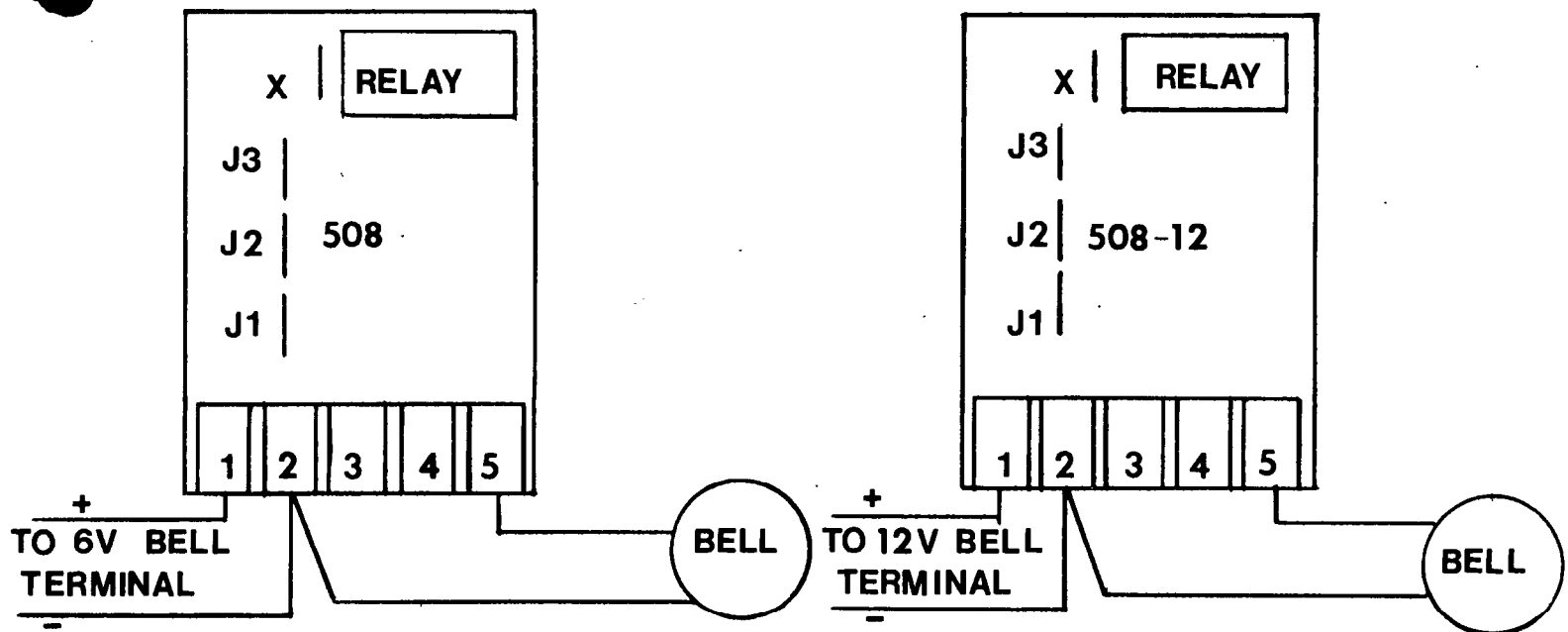
The 508/508-12 may be wired as: 1) Bell Cut Off. 2) Recycle Timer, 3) Bell Sounding Delay. The unit is preset for 30 seconds. Make connections as outlined below and test operation. Now select desired time and cut appropriate jumpers.

J3 = 13-18 minutes  
J2 = 13-18 minutes  
J1 = 4-5 minutes

With more than one jumper cut,  
the times are accumulative. i.e. J<sub>1</sub>  
& J<sub>2</sub> cut - 17-23 minutes.

### BELL CUT OFF

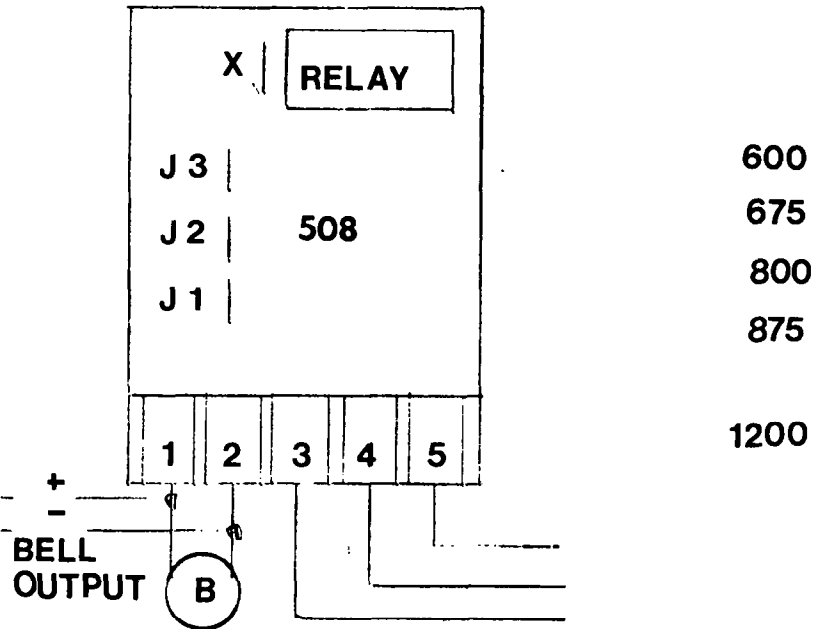
- NOTES: 1. If cut off indicator light is used, connect # 504 between terminals 2 & 3.  
2. For U.L. cut jumpers J<sub>1</sub>, J<sub>2</sub>, & J<sub>3</sub>. Mount 508 in upper right corner of box.



ISSUE A  
DATE 6/28/76

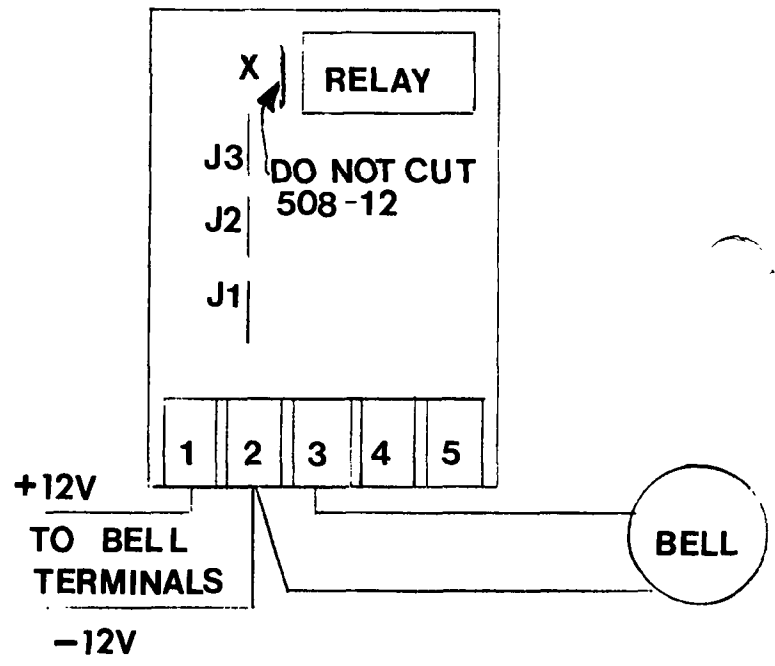
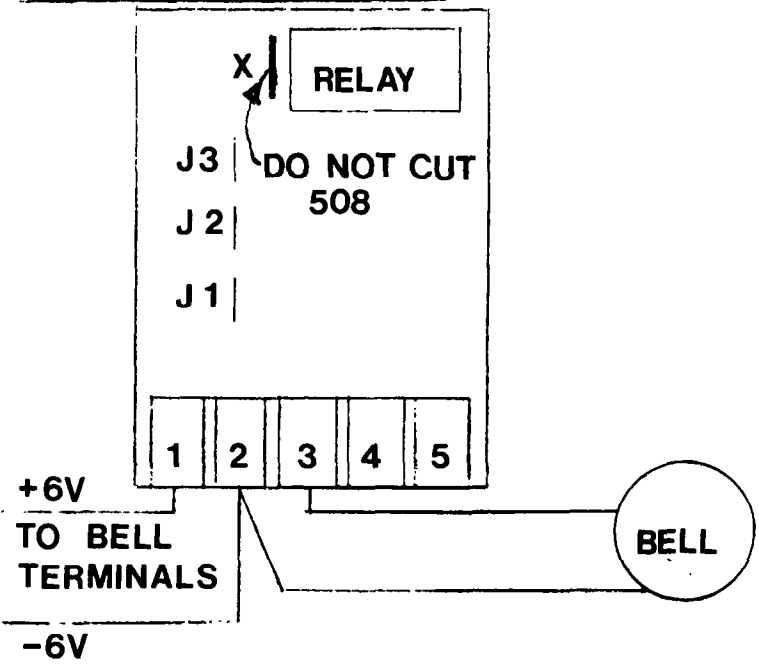
REMEMBER... "WE DO WHAT THEY DON'T"

**RECYCLE TIMER CUT JUMPER X**



508		6VOLT		
1	2	3	4	5
26	25	---	IN SERIES WITH RECYCLE JUMPER J2	
24	25	---	IN SERIES WITH JUMPER J2	
9	10	---	IN SERIES WITH 4th POSITION OF KEYSWITCH	
11	12	---	IN SERIES WITH 4th POSITION OF KEYSWITCH	
508		12VOLT		
8	7	6	10	

**BELL SOUNDING DELAY ALL NON-UL MODELS**



**BELL SOUNDING DELAY MODEL 875 ONLY**

